

# goldtrace<sup>®</sup> training head

Obtaining accurate and safe fetal spiral electrode application is a critical skill in obstetrics. However, due to limited opportunities for hands-on training, many healthcare professionals struggle with this. Our training head for FSE application is designed to simulate real-life scenarios, allowing doctors, nurses, and midwives to refine their technique in a controlled, realistic environment.

The training head, featuring soft-touch material and lifelike anatomical details, is highly suitable for practising fetal spiral electrode use during intrapartum fetal monitoring, and clinical nursing skills.



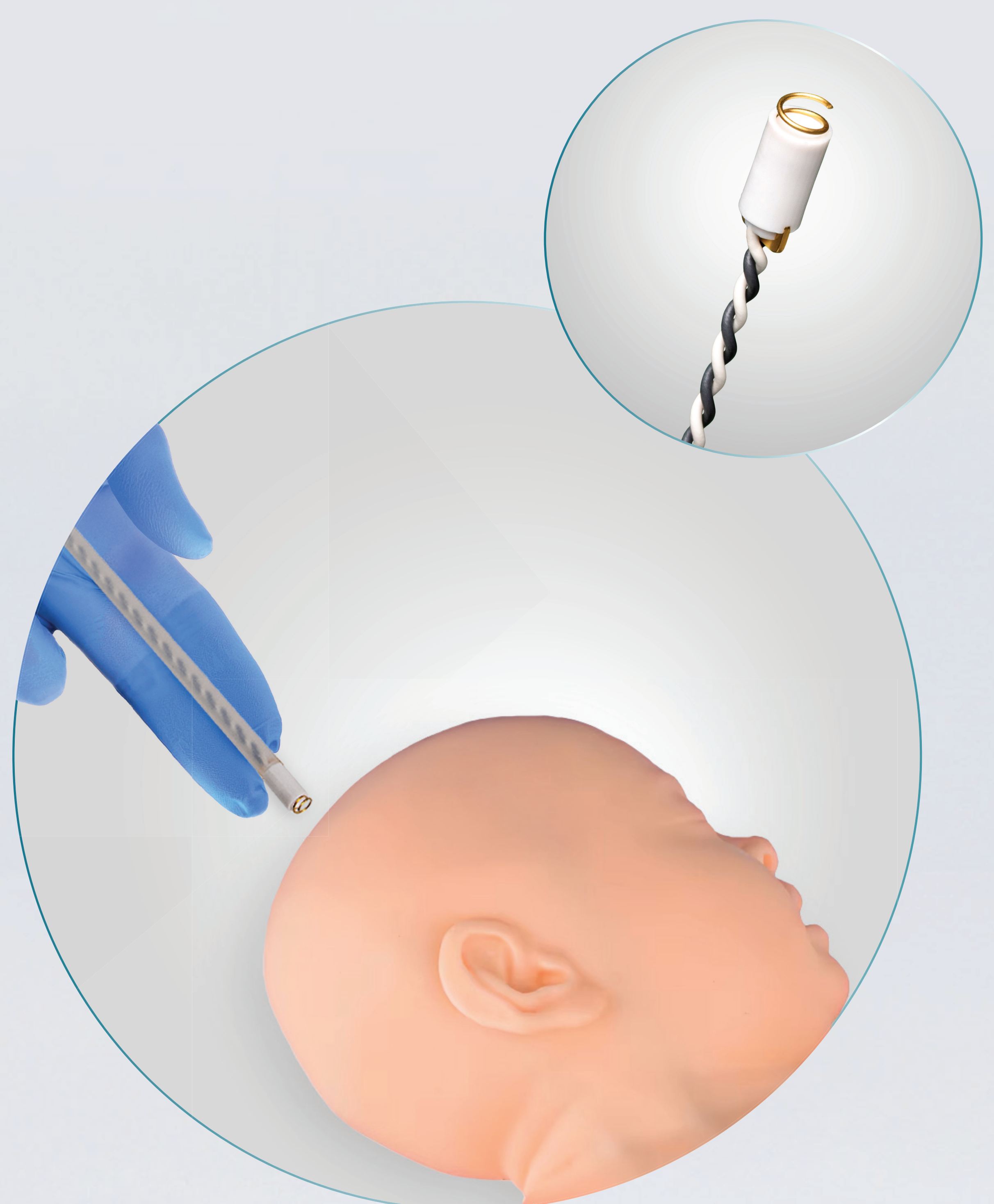
## neoventa

### Features:

- Realistic Fetal Scalp & Soft Tissue – Mimics the texture and resistance of a real fetus for a natural training experience.
- Reusable & Durable – Designed for repeated training sessions without degradation.

### Specifications:

- Dimensions: 19 cm (H) × 17 cm (W) × 8 cm (D)
- Soft-touch for a natural feel
- Easy to clean for extended training use
- Latex free



**Helps  
improving  
technique**



**No More  
Makeshift  
Tools!**



**Reusable  
& Durable**



**Latex free**



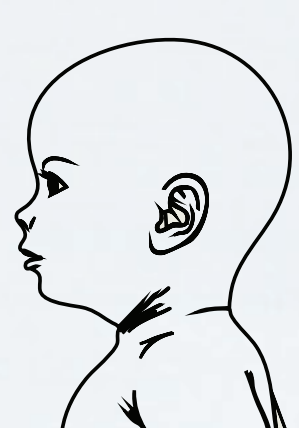
**Suitable for  
hospitals**

*Train with confidence using a realistic Goldtrace<sup>®</sup> Training Head*

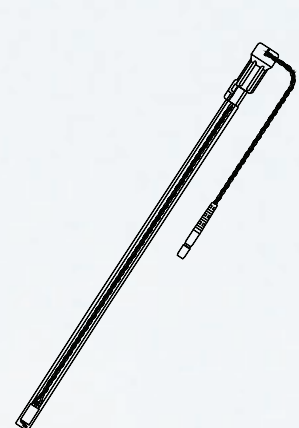
- ☒ Enhances hands-on training for FSE application procedures.
- ☒ Helps improving confidence and technique.
- ☒ Suitable for hospitals, medical schools, and training programs.

### *Ready to level up your training?*

Training Steps:



1. Open the package and place the training head on a flat surface.



2. Open the Goldtrace<sup>®</sup> package and apply it to the training head, according to the IFU.



For further details, refer to the tutorial video.  
<https://www.neoventa.com/products/goldtrace/>



Please note: The Goldtrace<sup>®</sup> Fetal Spiral Electrode (FSE) is sold separately and is not included with the training head.